

Early Childhood Toolbox



SUPPORTIVE ENVIRONMENTS

Welcome to the *Early Childhood Pyramid Toolbox*, a monthly e-newsletter for early childhood professionals focusing on **young children's social and emotional development**. Each issue is filled with descriptions of and handy hyperlinks to a teacher-friendly collection of resources including articles, lesson-plan ideas, videos, classroom activities, parent materials, children's book recommendations, and more.

Creating Supportive Environments

The Early Childhood classroom environment should be a nurturing and supportive space that encourages positive interactions between children. It should include developmentally appropriate practices, activities and materials. When considering the design of the physical environment, we are trying to do two things: promote engagement and prevent challenging behavior. We are working towards providing an environment that promotes the engagement of every child, including those children with behavior challenges. In a high quality environment, a

teacher considers how the routines, classroom design, transition expectations, and rules can be used to promote engagement and prevent challenging behavior.



FEATURED ARTICLES

[Supporting Classroom Transitions Between Daily Routines: Strategies and Tips](#)

[Routine Based Support Guide -](#)

[Using Environmental Strategies to Promote Positive Social Interaction](#)

[Pyramid Model Practices for Virtual Learning Checklist](#)

Toward an Effective EC Workforce

As early childhood educators, we are all aware of the link between the environment and children's learning. It is through interaction with both people and materials that children build their own knowledge and skills. The second portion of Tier 1 of the Pyramid Model directs our attention to the importance of using our environment as a teaching tool and prevention strategy.


The Pyramid Model allows us to use the pyramid framework to assess our own professional development needs. The intervention target of each tier can be used to determine our own knowledge and skills in a certain area. For example, in Tier 1 we focus on the intervention targets of building relationships and creating supportive environments. We can assess our own skills in this area of teaching. This toolbox provides a place to begin in identifying those helpful resources.

CHILDREN'S BOOKS




Know and Follow Rules

By Cheri Meiners



How Do Dinosaurs Say Goodnight?

By Jane Yolen & Mark Teague




Please Play Safe

By Margery Cuyler



Goodnight Moon

By Margaret Wise Brown



EFFECTIVE TEACHING



Examples of High Quality Supportive Environments

Schedules & Routines

- ✓ Post daily schedule and routines with visual displays

Classroom Design

- ✓ No wide open spaces in the classroom where children can run

Promoting Engagement

- ✓ Structure activities so that children are actively engaged all of the time (i.e., actively participating)

Transitions

- ✓ Specifically teach the steps and expectations for transitions

Expectations & Rules

- ✓ Provide instruction on posted behavior expectations to individual children, during play, and small group activities

TRICKS OF IMPLEMENTATION

- Visual Daily Schedule : <https://youtu.be/ytI5ToCMYow>
- Transition to Centers: <https://youtu.be/e9bRp3RrTeg>



PARENT RESOURCES

[Teaching Your Child to: Become Independent with Daily](#)

[How to Plan Activities to Reduce Challenging Behavior](#)

[Visual Supports for Routines, Schedules and Transitions](#)

UConn

UNIVERSITY CENTER FOR
EXCELLENCE IN
DEVELOPMENTAL
DISABILITIES

University of Connecticut Center for Excellence in
Developmental Disabilities Education, Research and Service

263 Farmington Avenue, Farmington, CT 06030-6222

Telephone: 860-679-1500 / Toll-Free: 866-623-1315

TTY: 860-679-1502 / Fax: 860-679-1571

www.uconnuconnedd.org

